


Silver³

100 | 110 & 100 | 110 *CONTINUO*



CHAMPIONS OF POWER AND VERSATILITY





Designed and built to meet a wide range of agricultural requirements, SAME Silver³ models are productive and versatile, perfectly capable of taking on the toughest of tillage duties without difficulty - even multi-implement - as well as providing speedy transport.

An advantageous power-to-weight ratio, correct weight distribution and high technical specifications guarantee maximum efficiency under all conditions, while intelligent ergonomics and an intuitive control layout make these machines easy to operate right from the outset.

Deutz 2012 series TIER III 4-cylinder engines, developed specifically for agricultural use, «Sense Clutch» change-on-the-go hydraulic shuttle with Stop&Go feature, electronic lift and cab with high visibility roof... these are just some of the features making a Silver³ the ideal choice for all kinds of farm work.

The availability of two transmissions - HML Powershift or CVT - makes these the ideal machines for contractors providing secondary tillage, weed control and eradication, fertilizing and precision seeding services, as well as for medium-large enterprises, and for haymaking and livestock farming applications.

High levels of power and torque, low levels of consumption and emissions

Deutz engines

Silver³ models are equipped with TIER III-compliant Deutz 2012 Series 4-cylinder engines, developed especially for agricultural use and offering consistently high levels of efficiency combined with low specific fuel consumption. Thanks to their generous 4038 cc displacement, innovative high pressure injection system and turbo-intercooled induction (all models), these are engines guaranteed to deliver significantly high power and torque over a wide range of crankshaft speeds.

In effect, in the Silver³ maximum torque is developed at just 1200 rpm and maintained steady up to 1800 rpm, to provide constant efficiency across a band of 600 rpm.

Another important feature of DEUTZ engines is their high torque rise: this ensures exceptional lugging power and allows the machine to overcome even the most difficult operating conditions with ease.


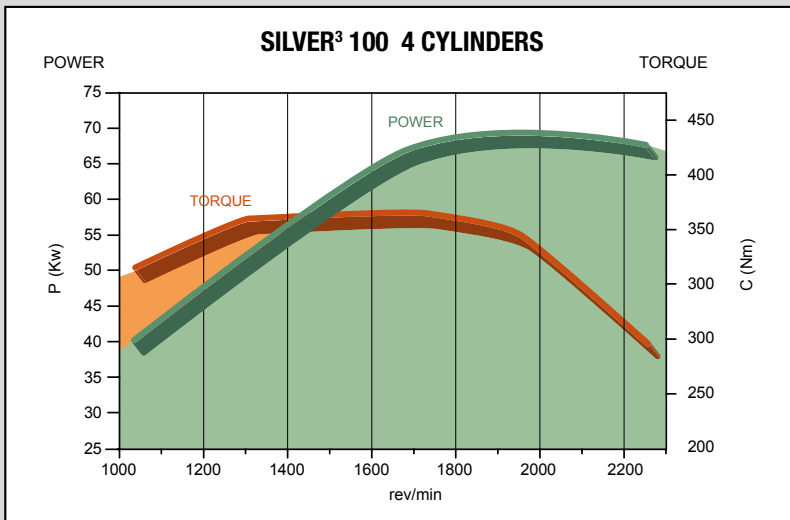
Finally, thanks to a fuel tank holding a generous 160 litre capacity, the Silver³ keeps going for many productive hours before refuelling.

Electronic management

Optimum comfort levels and productivity are delivered unfailingly by the Silver³ engine, thanks to its modern electronic management system, which always guarantees an instant response and a more reliable and constant P.t.o. speed control. All operating parameters of the engine are monitored constantly by dedicated sensors, and optimized by the system through adaptive control of the injection system.

Besides optimum fuel metering, the electronic engine management system ensures stable and precise performance, with swift, direct and exact response to





the different speed and load conditions encountered.

And all this with maximum simplicity of use: the hand throttle lever is mounted on the multifunction armrest, and a memory button allows the driver to set and store a preferred speed for the work currently in

hand, this can be retrieved subsequently at any time. The benefits are soon apparent: the operator can handle the tractor easily, with total freedom, focusing more attention on the job in hand.







TRANSMISSION

With two basic transmission options available - 5-speed gearbox with HML Power-shift and 4 ranges, or Continuous Variable Transmission (CVT) - the Silver³ can be configured to take on any kind of operation with efficiency and precision. The choice is yours!



Silver³

100 | 110



As always the Silver³ exceeds your demands

3-stage Powershift (HML)

The design of this package ensures a ratio perfectly suited to the demands of the job: with 5 gearbox ratios, 4 ranges (including creeper) and 3-stage Powershift, the transmission will provide 60 forward + 60 reverse speeds and a top speed of 40 km/h, even with the engine running in low-rpm economy mode.

The 3-stage Powershift raises the level

of performance and maximizes the skills of the driver: for each compound ratio, there are three speed settings - high, medium and low - selectable under power. This means that, after selecting the nominal speed best suited to the work in progress, the actual ground speed can still be adjusted to the prevailing load conditions simply by pressing a button on the shift lever or using the fingertip control lever on

the armrest, without using the clutch. As a result, manoeuvring the tractor is simple in the extreme, and the operator can concentrate fully on the job in hand.

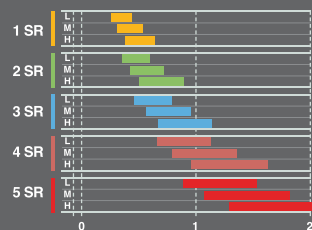




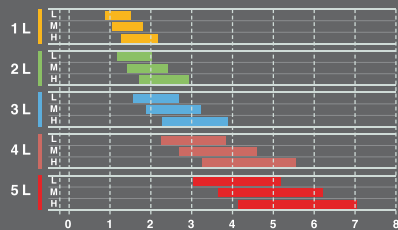
Speed in km/h



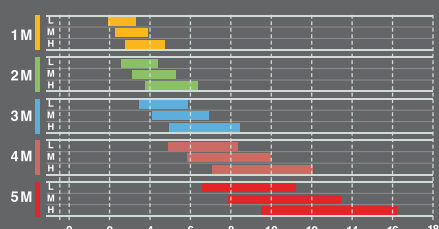
Creep range



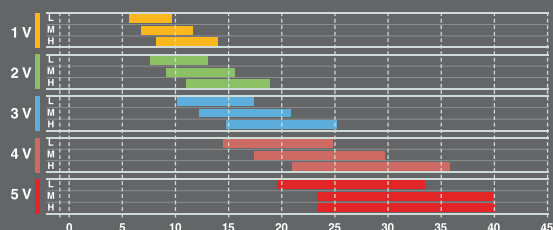
Low speed range



Medium speed range



High speed range




Thanks to the 3speed Powershift transmission, the Silver³ guarantees maximum productivity in any application: such as soil preparation, inter-row work, transport or yard duties. An optimum power to weight ratio, together with a 40km/h transmission with “Overspeed” enables rapid transport times with economy and comfort. The “Sense Clutch” hydraulic shuttle, with modulated reaction and the “Stop&Go” system allows much quicker manoeuvrability and versatility particularly in yards where space is limited



Silver³

100 | 110 **CONTINUO**



Continuously Variable Transmission

As an alternative to the Powershift, there is the option of SDF continuously variable transmission offering two speed ranges - 0-20 and 20-40 km/h - allowing the machine to operate in the field or on the road with speed adjusted by a fully automatic control system: no clutch, no gear shift lever... all done by pressure on the accelerator pedal.

With the Silver³ Continuo, performance and functionality are evident not only in acceleration, but equally when slowing or braking. Using the fingertip control on the armrest, simply push forward to accelerate, and pull back to slow down - right down to 0 km/h if necessary.

Three operating modes



Manual

Using the hand throttle or accelerator pedal (to control engine speed) and the multifunction joystick (to vary ground speed), the Silver³ Continuo operates

like a tractor equipped with automatic powershift, moving through an infinitely variable scale of ratios. Pressing and holding the fingertip lever, speed is varied continuously; jogging the lever, the speed is varied by increments of 0.1 km/h.

P.T.O.

Activating the power take-off, the system automatically selects the mode in which P.t.o./engine speed is set with the hand throttle. Whatever the ground speed - which can be varied continuously by the driver using the accelerator pedal - the P.t.o. revolutions remain steady for the duration of the job currently in hand: the ideal solution for spraying, mowing, baling, etc. The fingertip lever is used to set the maximum ground speed.

Automatic

Automatic is the preferred mode for various types of cultivation, and for transport duties. Pressing the accelerator pedal, the transmission adjusts swiftly to the ground speed last selected. At this point, the electronic system maintains a steady ground speed, varying the engine revolutions

automatically in response to changing load conditions. When towing a heavy load, for example, after moving off with the engine at high rpm, the revolutions will drop automatically: with momentum established, the ground speed is held steady at the selected setting, consequently minimizing fuel consumption.

Power-Zero

With the engine running and Automatic or P.t.o. mode selected, the Power Zero (active stop) function will also come into operation: the transmission holds the tractor stationary without any need to apply the parking brake, even with the engine



Performance and functionality “with continuo”



idling, independent of gradient or load factors.



Overspeed

But this is not all: to extract maximum efficiency from both transmissions, there is also OVERSPEED: a transmission that allows the tractor to reach top speed with the engine operating in economy mode:

- 40 km/h at 1900 rpm with Powershift
- 40 km/h at 1800 rpm with CVT
With low crankshaft speed, fuel consumption can be reduced significantly, whilst the power of the engine can be exploited at a speed near to that of the maximum rated torque. All these factors combine to produce an optimum power curve, better fuel economy and superior driving comfort, thanks to lower levels of noise and vibration.



The continuously variable transmission makes the Silver³ multipurpose, versatile and extremely easy to use. The CVT transmission with its three driving modes (automatic, manual and PTO) allows you to “personalize” the mode to the job easily and instinctively: PTO applications, where the PTO speed and the ground speed operate independently, high transport speed with “Overspeed”, finally for all those jobs requiring heavy, lugging power, a “heavy duty” mechanical range.

Hydraulic shuttle: making life easy

«Sense Clutch» hydraulic shuttle

A change-on-the-go hydraulic reverse shuttle is standard on all Silver³ models: using 2 oil-immersed “long life” multi-disc clutches (for greater durability and reliability), incorporating an electronic control unit that will enable changes of direction under power up to 10 km/h, whilst safeguarding the integrity of the mechanical components involved.

The shuttle can be used to change the drive direction on all gear ratios, which saves a considerable amount of time when manoeuvring and making return passes.

The shuttle lever is located beneath the steering wheel. Ergonomically designed and easy to use, it has a “neutral” position and will function only when enabled, to ensure total safety in operation.

For ultimate comfort and convenience, gear changes can also be made smoothly and effortlessly, without having to depress the clutch pedal, just using the Comfort Clutch button on the knob of the shift lever.





Response control

The lever of the hydraulic shuttle incorporates a thumbwheel control (potentiometer) that can be used by the operator to select a sharper or softer response from the shuttle, according to the needs of the moment.



Stop&Go

The SDF “Sense Clutch” hydraulic shuttle features an important technological innovation: STOP & GO.

This is a device, available in combination with Powershift, that expands the features and potential of the shuttle, providing the operator with a higher level of manoeuvrability especially when the tractor driveline has to be disengaged for intervals of varying duration, such as when operating with a front loader, or when hitching implements, or moving off on gradients. With STOP&GO installed, the movement of the tractor can be controlled utilizing only the brake pedals, with no need to operate the clutch pedal.

In practice, when the brake pedals are depressed, the tractor stops and the system will simultaneously put the operation of the shuttle “on hold”. Releasing the brake pedals subsequently, the shuttle is re-enabled by the STOP&GO control unit, which guarantees a gradual and balanced engagement of the relative hydraulic clutch (forward drive or reverse drive), and the machine will move off again positively, but without jerking. All this makes the tractor incomparably practical when manoeuvring, as well as safe, reliable and comfortable to operate.

P.T.O.

Silver³ tractors are extremely versatile in the power take-off department as well: oil-immersed multi disc clutch, 540/540eco/1000/1000eco speeds, and ground speed P.t.o. With this type of package, any implement whatever can be coupled to the tractor with maximum economy of use and maximum efficiency - features that render the Silver³ range ideal for applications requiring a power take-off.

And the P.t.o. is extremely easy to manage too: the controls are electrohydraulic, and the selected speed is indicated on the instrument panel by dedicated LCD displays. Duplicate P.t.o. control buttons are provided on the rear fenders.





Electronic lift: power and precision

Where millimetre accuracy is required, the electronic rear lift specified on Silver³ models will ensure that a hitched implement can be controlled with absolute precision. All parameters can be monitored and optimized in the simplest of ways: draft control, position control, mix and float, quick soil engagement, transport lock, lift height limiter and rate-of-drop control. On the roads too, a smooth and jolt-free ride is assured, thanks to an exclusive anti-pitching system that prevents mounted implements from bouncing on the linkage. Designed particularly with strength in view, the rear lift of Silver³ machines has a rated capacity of 5300 kg, which can be increased to 6200 kg by fitting assistor rams. Implements are hitched to the lift links with unprecedented ease, using a proportional up/down control operated by a fingertip lever on the armrest. This same control is duplicated by two buttons on the rear fenders. For users needing to operate front-mounted implements, Silver³ models can be provided with a front lift (rated capacity 1800kg) and front P.t.o. operating at 1000 rpm: and the front links also provide a quick-hitch hanger for the front ballast weight, adding further value to the practicality of the Silver³.

SBA: automatic 4WD and differential management

on Silver³ Continuo models, an intelligent drive axle and differential man-



agement system (SBA) renders the engagement and disengagement of four-wheel drive and differential locks entirely automatic, eliminating repetitive manual operations that can distract the driver from the work in hand. The system engages or disengages the front axle drive and differentials, under power, according to the steering angle and ground speed. No risk of error. The effect is to maximize traction, whatever the operating con-

ditions, while guaranteeing a comfortable and safe ride.

Oil-immersed disc brakes

The Silver³ is always extremely safe, in any situation. Effective braking is assured by a hydrostatic system with independent oil-immersed disc assemblies on all 4 wheels, and a device allowing deselection of the front brakes.



Hydraulics and linkage: total control in all applications

Adopting a wet disc design, the brakes are applied with minimal effort and ensure total safety.

TheSilver³ braking system includes an automatic adjuster designed to take up the clearance between calipers and discs. Advantages: reduced drain on horsepower when releasing the brake pedals, discs less prone to overheating, longer service life and efficiency of the braking system.





**Power and efficiency
without waste**





Park-Brake

All Silver³ models are equipped with an innovative Park Brake system that will ensure the tractor is always securely and efficiently immobilized. It incorporates a device designed to lock the brakes under a high mechanical load, and a hydraulic system that releases them automatically when starting the tractor.

When parking the machine, even on a steep gradient, the Park-Brake will come into operation and disallow any movement of the Silver³, for total safety.

Hydraulics

On the hydraulics side too, Silver³ performance is no less impressive the hydraulic system is served by a pump rated 58 l/min, which guarantees top performance and rational, efficient use of all implements operated by fluid power, even those with a typically high flow demand.

The hydrostatic power steering, on the other hand, is equipped with an independent pump that keeps the action 'light', even with other hydraulic services in operation. For example, headland turns can be negotiated with the minimum of effort, even when the implement is being raised or lowered on the linkage at the same time.

Energy-Saving hydraulic system


The hydraulic system of the Silver³ is available in two configurations:

- 3 double acting electrically operated proportional spool valves with flow regulator and timer on the 3rd valve
- 4 double acting electrically operated proportional spool valves with flow regulator and timer on the 3rd and 4th valve

With these features, the system delivers no more oil than is needed for the operation, over the time actually necessary for its completion. Control of the hydraulics is simple and intuitive, using a practical cross-gate joystick (1st and 2nd spools) combined with fingertip levers (3rd and 4th spools).

When the lift system and spool valves are not in use, for example during transport duties, the oil flow to the services is shut off automatically by a dedicated on/off valve on the hydraulic circuit and returned directly to the transmission. This helps to keep the oil at a lower temperature, avoiding degradation and prolonging its useful life. More generally, there is less dissipation of heat, which means the overall efficiency of the transmission is improved

and less power wasted. With the hydraulic system in energy-saving mode, Silver³ tractors are able to recover 2.7 horsepower.





Design and comfort travelling together



Comfort and ergonomics second to none

The cab interior has every creature comfort: steering wheel adjustable for height and rake, air suspension seat, side-mounted shift levers, sunshade, and a prewired radio slot.

All monitoring and control devices of the Silver³ are easily locatable by virtue of distinctive shapes and colours, and positioned logically and ergonomically on a console to the right of the driving seat. The more frequently used controls are also grouped together in

such way that they can be identified at a glance and operated more swiftly.

The P.t.o., four wheel drive and differential lock clutches are all electrohydraulic in operation.

The instrument panel has an array of indicators and warning lights giving the driver total visual control over the operation of the tractor, with illuminated displays that remain clearly visible in any ambient light.

Values indicating ground speed, P.t.o. revolutions, lapsed time and distance covered are displayed in real time, providing the operator with an immediate



picture of work rate and progress. With the multifunction armrest - derived from big horsepower machines - the driver can control all the main functions of the Silver³ ergonomically and intuitively.

Quick routine maintenance

Day-to-day maintenance is quick and simple, involving just a few manual operations. And with a one-piece hood that lifts up in its entirety, there is no fiddling. The hood is held safely in the open position by special gas-filled struts. All the more important components and assemblies are easily accessible for the purposes of routine main-

tenance, with no tools required. Thanks to an intelligently positioned dipstick, the engine oil level is easily checked without having to open the hood. The oil level in the transmission and hydraulic system is inspected without difficulty through a sight glass at the rear of the machine.



An extensive assistance network



The satisfaction of our customers is our most important asset.

Customer satisfaction, a central aspect of the SAME DEUTZ-FAHR strategy, starts at the entrance to any of our more than 3,000 Authorised Dealerships and Service Centres in all parts of the world. Inspiring customers with the quality and technological prowess of our products would be somewhat pointless if we were then unable to exceed his expectations with an extensive Sale and Service Network that is driven by the goal of customer satisfaction, built on the excellence of service standards and underpinned by the dedication and professionalism of all operators.

SDF Service. A level of service that is worthy of a prestigious marque.

The primary task of the SAME DEUTZ-FAHR service network is to manage all our customers' requirements in a professional, fast, and accurate manner: from pre-sale negotiations to pre-delivery inspections, scheduled service intervals, repairs, easily available genuine replacement parts and the sheer breadth of the range of accessories.





Dedicated parts areas that are identifiable by farmers at AgriCenter sales outlets, skilled and efficient staff, a vast range of original SDF parts and StarT complementary products, simple and rugged gardening equipment: this is the work that SDF Parts department undertakes day after day to support dealers and to respond to the demands of farmers in the best possible way. The overriding benefit: clients are able to rely on machines and equipment that are always efficient and reliable, in line with the highest expectations.

TECHNICAL DATA

	Version	SILVER ³ 100		SILVER ³ 110	
		4WD		4WD	
ENGINE		DEUTZ 2012 TIER III			
Cylinders/Displacement	n°/cm³	4/4038		4/4038	
Air intake		Turbo/Intercooled		Turbo/Intercooled	
Rated power at nominal engine speed (2000/25/CE)	Hp/kW	99/73		109/80	
Nominal speed	rpm	2300		2100	
Maximum speed	rpm	2300		2300	
Maximum torque	Nm	380		400	
Speed at maximum torque	rpm	1400-1700		1400-1800	
Torque rise	%	35		35	
Cooling		liquid-oil			
Engine control		electronic management			
Air cleaner		dry type with dual filter elements			
Silencer under hood		exhaust pipe on cab upright			
Fuel tank capacity	litres	160			
DIMENSIONS AND WEIGHTS (REAR TYRE SIZE)		480/70 R34 (16.9 R34)			
Max length without lift links	mm	3990			
Width min-max	mm	2050-2458			
Maximum height at cab	mm	2660			
Ground clearance	mm	500			
Wheelbase	mm	2340			
Front track width min-max	mm	1600-2100			
Rear track width min-max	mm	1600-2100			
Minimum turning radius without braking	mm	3500**			
Weight with cab	kg	4200			

* = "HIGH VISIBILITY" ROOF WITHOUT AIRCON UNIT
** = WITH WHEELS AT FULL LOCK

TRANSMISSION

Gearshift clutch	hydraulic, multi-disc
5-speed box with mechanical shift, full synchromesh plus 4 ranges (with creeper) H-M-L POWERSHIFT min speed: 0.44 km/h)	60 FWD +60 REV
Top speed km/h	40 with OVERSPEED at 1900 rpm
Reverse shuttle	hydraulic, SENSE CLUTCH shift-on-the-go + STOP&GO
Front/rear differential locks	electrohydraulically operated
Lubrication	forced

BRAKES AND STEERING

Braking action	all-wheel, with oil-immersed discs on each hub, hydrostatically operated
Parking brake	PARK BRAKE
Trailer braking	hydraulic braking valve air-braking system
Hydrostatic power steering	independent pump
Steering angle	55°

FRONT AXLE

Four wheel drive	engaged electrohydraulically
Front differential lock	engaged electrohydraulically
Front weights	8 x 40 kg suitcase 400 kg quick-hitch (machines with front lift)

FRONT P.T.O.

Clutch	oil-immersed multi-disc
Speed rpm	1000
Operation	pushbutton electrohydraulic

REAR PTO

Clutch		oil-immersed multi-disc
Speed rpm		540-540 ECO-1000-1000 ECO independent ground speed PTO
Operation		electrohydraulic

HYDRAULIC LIFT

Rear powerlift		electronic
Maximum lifting capacity kg		5300 or 6200
Pump displacement l/min		58
Electrohydraulic auxiliary spool valves n° ports		6/8
3-point linkage (link arms and top link)		fixed link ends auto-hitch
Front lift		with double acting cylinders original built-in structure maximum lifting capacity 1800 kg

DRIVING POSITION

Cab	one-piece structure with 4 uprights, "high visibility" roof, opening windscreen, rear screen wiper, air filter, 4 work lights
Cab climate control	air conditioning, ventilation, heater and forced recirculation
Instruments	digital
Driver seat	mechanically adjustable, with safety belt with air suspension and safety belt

60 FWD + 60 REV TRANSMISSION WITH H-M-L- POWERSHIFT - SPEEDS IN KM/H AT 2300 ENGINE RPM, WITH 480/70 R34 (16.9 R34) REAR TYRES

	1 L	1 M	1 H	2 L	2 M	2 H	3 L	3 M	3 H	4 L	4 M	4 H	5 L	5 M	5 H
SR RANGE	0,44	0,53	0,64	0,59	0,71	0,86	0,79	0,95	1,14	1,13	1,35	1,63	1,52	1,82	2,2
L RANGE	1,51	1,8	2,18	2,03	2,43	2,93	2,7	3,23	3,9	3,85	4,6	5,56	5,19	6,21	7,05
N RANGE	3,26	3,9	4,71	4,39	5,25	6,34	5,84	6,98	8,44	8,32	9,94	12,02	11,22	13,41	16,2
V RANGE	9,72	11,62	14,04	13,07	15,63	18,88	17,39	20,79	25,13	24,77	29,61	35,78	33,4	39,9	40***

The above specifications refer to tractors with all available equipment. For standard equipment and options, refer to the current price list and ask your local dealer for details.

*** = TOP SPEED LIMITED BY LAW

TECHNICAL DATA

	Version	SILVER ³ 100 Continuo	SILVER ³ 110 Continuo
		4WD	4WD
ENGINE		DEUTZ 2012 TIER III	
Cylinders/Displacement	n°/cm³	4/4038	4/4038
Air intake		Turbo intercooler	Turbo intercooler
Rated power at nominal engine speed (2000/25/CE)	Hp/kW	99/73	109/80
Nominal speed	rpm	1800	1800
Maximum speed	rpm	2100	2100
Maximum torque	Nm	380	400
Speed at maximum torque	rpm	1400-1700	1400-1800
Torque rise	%	35	35
Cooling		liquid-oil	
Engine control		electronic management	
Air cleaner		dry type with dual filter elements	
Silencer under hood		exhaust pipe on cab upright	
Fuel tank capacity	litres	160	
DIMENSIONS AND WEIGHTS (REAR TYRE SIZE)		480/70 R34 (16.9 R34)	
Max length without lift links	mm	4150	
Width min-max	mm	2050-2458	
Maximum height at cab	mm	2660	
Ground clearance	mm	500	
Wheelbase	mm	2340	
Front track width min-max	mm	1600-2100	
Rear track width min-max	mm	1600-2100	
Minimum turning radius without braking	mm	3500**	
Weight with cab	kg	4400	

* = "HIGH VISIBILITY" ROOF WITHOUT AIRCON UNIT
** = WITH WHEELS AT FULL LOCK

TRANSMISSION	
Gearshift clutch	hydraulic, multi-disc
Continuously variable transmission	2 working ranges, "Transport" and "Heavy Duty" with Auto/PTO/Manual settings. Cruise control and PowerZero.
Top speed	40km/h available at nominal and reduced rpm (1800 rpm) by electronic regulation
Reverse shuttle	hydraulic, SENSE CLUTCH shift-on-the-go + STOP&GO
Front/rear differential locks	electrohydraulically operated
Lubrication	forced
BRAKES AND STEERING	
Braking action	all-wheel, with oil-immersed discs on each hub, hydrostatically operated
Parking brake	PARK BRAKE
Trailer braking	hydraulic braking valve air-braking system
Hydrostatic power steering	independent pump
Steering angle	55°
FRONT AXLE	
Four wheel drive	engaged electrohydraulically
Front differential lock	engaged electrohydraulically
Front weights	8 x 40 kg suitcase 400 kg quick-hitch (machines with front lift)
FRONT P.T.O.	
Clutch	oil-immersed multi-disc
Speed	1000 rpm
Operation	pushbutton electrohydraulic

REAR PTO	
Clutch	oil-immersed multi-disc
Speed	540-540 ECO-1000 rpm
Operation	Synchronised PTO with independent shaft, also Auto PTO electrohydraulic
HYDRAULIC LIFT	
Rear powerlift	electronic
Maximum lifting capacity	5300 or 6200 kg
Pump displacement	58 l/min
Electrohydraulic auxiliary spool valves	6/8 n° ports
3-point linkage (link arms and top link)	fixed link ends auto-hitch
Front lift	with double acting cylinders original built-in structure maximum lifting capacity 1800 kg
DRIVING POSITION	
Cab	one-piece structure with 4 uprights, "high visibility" roof, opening windscreen, rear screen wiper, air filter, 4 work lights
Cab climate control	air conditioning, ventilation, heater and forced recirculation
Instruments	digital
Driver seat	mechanically adjustable, with safety belt with air suspension and safety belt

The above specifications refer to tractors with all available equipment. For standard equipment and options, refer to the current price list and ask your local dealer for details.

POWER EFFICIENCY



Silver³ tractors feature a number of technological solutions designed to save energy resources, improve the efficiency and durability of all components, and reduce harmful emissions.

These innovative developments have produced immediate and tangible benefits for the operator and for the environment:



- Deutz Tier 3 engines, 100% compatible with Biodiesel = zero sulphur dioxide emissions
- Engine oil change every 500 hours = lower maintenance costs, lower environmental impact caused by the disposal of spent oils
- Overspeed transmission (40 km/h at low engine speed) = lower fuel consumption (11%), lower emissions
- Optimized HML transmission (new low friction materials, increased clearance between fixed and moving discs and HML housings, and reduced lubricant level) = lower drain on horsepower, lower oil temperatures
- Optimized hydraulic system (energy saving circuit) = lower drain on horsepower, lower oil temperatures
- Optimized brake system (take-up of disc-caliper clearances) = lower drain on horsepower, lower oil temperatures, lower fuel consumption, lower emissions
- Park Brake (elimination of disc brake assembly from 4WD shaft) = lower drain on horsepower, lower fuel consumption, lower emissions

• **Total power recovered**
10.2 HP

• **Total fuel saving**
3 litres/hour

DEALER CONTACT

SAME
Rely on us.

SAME DEUTZ-FAHR GROUP S.p.A. _ Viale Cassani, 14 _ 24047 _ Treviglio (BG) _ Italy _ Ph: +39 0363 4211 _ www.samedeutz-fahr.com
 SAME DEUTZ-FAHR U.K. LTD. _ Barby Lane, Barby, Nr Rugby _ CV23 8TD _ WARWICKSHIRE _ UK _ www.same-tractors.com

We recommend the use of SDF Lubricants and Coolant 

Company with Quality System Certified in compliance with ISO 9001:2000