



Argon



SAME Argon, the definitive all-rounder. No

The latest generation of the historical SAME Argon range of mid-powered tractors introduces a choice of even more powerful, multi-role models with performance and equipment you'd expect from a bigger, more expensive machine.

For almost a quarter of a century, the Argon family has represented the smallest and most agile offerings from SAME, designed and built to deliver impressive productivity even in the toughest jobs in the open field. Conceived to offer practical, real-world performance and substance, the Argon family draws from 75 years of SAME leadership in this segment. Out in the field, the Argon name is synonymous with sturdy construction and user-friendly simplicity. As well as being the perfect addition to the existing machine pool of a medium to large farm, SAME Argon tractors are also ideal multi-role machines for smaller concerns, with the extraordinary versatility needed to cater for a wide range of tasks from soil preparation to hay making and cleaning out cattle sheds.

A choice of 6 models is offered, available as both ultra-agile 2WD and even more versatile 4WD variants, in an all-new range offering more power than ever and bristling with state of the art solutions.



Now even more powerful than ever!



The SAME Argon stage III B in brief.

The highly modular new SAME Argon family has been specifically conceived to offer extraordinary scope for configuration to find the perfect solution for the individual needs of the user, with power outputs from 65 to 97 HP (48-71 kW) and extensive choice in terms of transmission, tyres, PTO and hydraulic system variants.

But whatever the configuration you choose, SAME Argon tractors all boast

the same incomparable, modern style and, under the new single-piece pressed steel bonnet, a completely revised layout for the engine bay, which now accommodates a larger new 75 litre diesel tank, an 8" PowerCore air filter (also available with dust ejector), larger radiators and, most importantly, the new heart of the SAME Argon family - the state of the art FARMotion engine.

1

New instrument cluster with digital display.

2

FARMOTION STAGE III B

3 cylinders / 2887 cm³
65-97 HP
48-71 kW

3

UNDER BONNET AREA

- 8" Powercore air filter
- Viscostatic fan
- DOC catalytic converter
- Radiator guard/cleaning screen

4

New design with single-piece bonnet in pressed steel

5

Mechanically selected 4WD and differential locks: 30 km/h versions

Electrohydraulically selected 4WD and differential locks: 40 km/h versions





13

Folding roll bar, with optional sun shade roof

12

Mechanical lift capacity (std/opt):
2500/3000 kg

13

11

Hydraulic system: 42-50 litres
Number of hydraulic distributor couplers: 2-4-6

1

10

PTO:
540
540-540ECO
540-540ECO-1000
ground-speed

12

11

10

9

9

Rice paddy seals
(waterproof)

7

8

8

Overall width
from 1.70 to 2.13 m

6

2 or 4 wheel drive axle configurations

7

4 speed gearbox transmissions
12+3 / 8+8 ECO (30 km/h)

5 speed gearbox transmissions
15+15 / 15+15 ECO (40 km/h)

Impressive performance and extraordinary fuel efficiency

A high-tech, compact ENGINE compliant with the latest emissions control regulations.

The beating heart of the SAME Argon family is the innovative FARMotion engine, a powerplant developed specifically for agricultural use with extremely compact dimensions and requiring minimal maintenance. SAME Argon tractors are powered by the 3 cylinder version of this engine, to further accentuate the innate agility of these machines. With Common Rail fuel injection (with injection pressures up to 2000 bar), turbocharged forced induction with intercooler and a viscostatic fan, the FARMotion delivers impressive performance combined with class-beating specific consumption.

The advanced design techniques and state of the art technical and construction solutions implemented in the development of the FARMotion powering the SAME Argon family have made it possible to attain Stage III B

emissions compliance with just a DOC catalytic converter. On top of this are torque and power delivery curves tailored specifically for agricultural applications and impressive performance, as testified by figures such as a maximum engine speed of just 2200 rpm and torque reserves of up to 43% (for the Argon 80), while the Argon 100 offers a mighty 369 Nm at 1600 rpm.

As well as minimising consumption, the all-electronic injection management system has also made it possible to introduce an engine speed memory function, allowing the driver to set and recall specific engine speeds when needed to make repetitive operations even simpler and more effective.

The new layout of the under bonnet offers enough space to situate both the

generously sized 75 litre fuel tank and the DOC catalytic converter in protected positions. Unlike other exhaust aftertreatment solutions, the DOC catalytic converter is maintenance-free and doesn't necessitate regeneration cycles performed by injecting additional fuel into the exhaust. To facilitate regular maintenance, all inspection and service points are even more easily accessible than before, while the radiator pack is now protected by two practical pull-out screens. At the front of the engine bay is the new PowerCore dual stage engine intake air filter, which may also be equipped with an optional dust ejector.





Robust, efficient transmissions with so much choice for configuration

A mechanical transmission for unbeatable efficiency, with the added benefit of top speed achievable with the engine at maximum economy speed.

With a choice of two different transmission variants, each based on highly efficient and fully synchronised gearboxes, the new SAME Argon tractor family offers even more freedom of choice than ever to define the specific configuration for your needs.

The base transmission variant features a 4 speed gearbox and 3 ranges plus a forward drive only creeper gear (offering four ultra low speeds), for a total of 12 forward speeds and 8 reverse speeds, and a top speed of 30 Km/h.

As an alternative to the creeper gear, this variant may be equipped with ECO mode, allowing the tractor to reach maximum speed at an economical engine speed of just 1820 rpm; this configuration, which also includes a synchronised reverse shuttle, offers a total of 8 speeds in both directions.

A more comprehensive transmission configuration is available as an option, with 5 speeds and 3 ranges for a total of 15+15 speeds and a top speed of 40 Km/h. This configuration comes equipped as standard with a creeper gear which, with the lowest gear engaged, allows a ground speed of just 298 metres/hour at maximum engine speed.

This transmission variant is also available with the ECO mode as an option, allowing the tractor to maintain top speed at an engine speed of just 1800 rpm.

Both 40 Km/h versions are equipped as standard with electrohydraulically selected four wheel drive and front and rear differential locks.

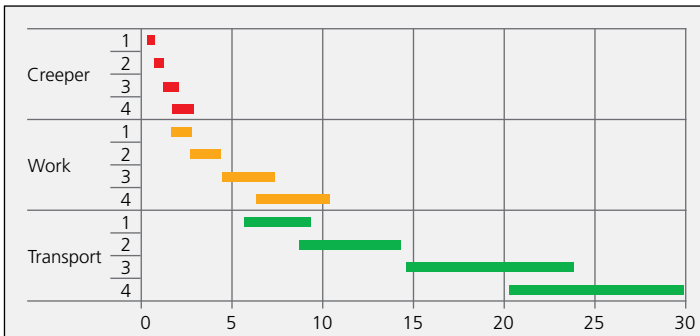


Another improvement introduced with the transmissions equipping the SAME Argon family is the inclusion of special optional watertight seals, for maximised productivity and durability even when working in the challenging conditions of a rice paddy.

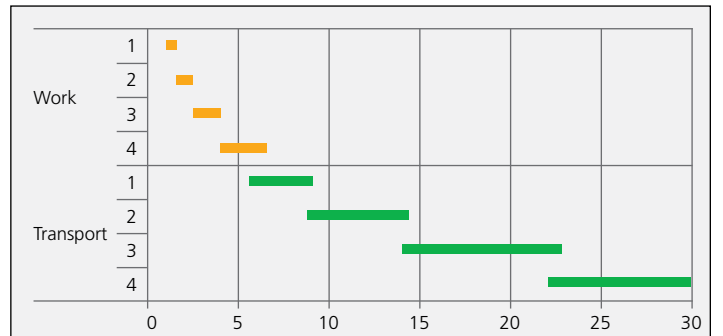


SPEEDS

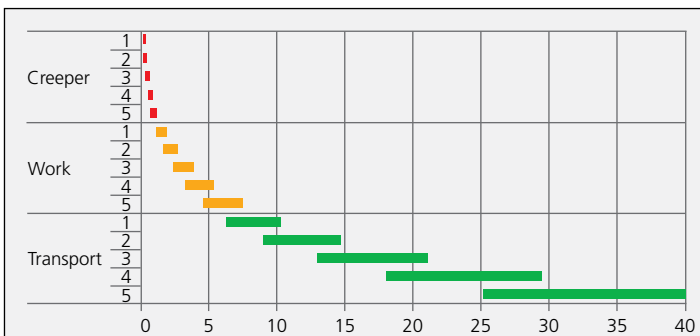
12+ 3 Transmission



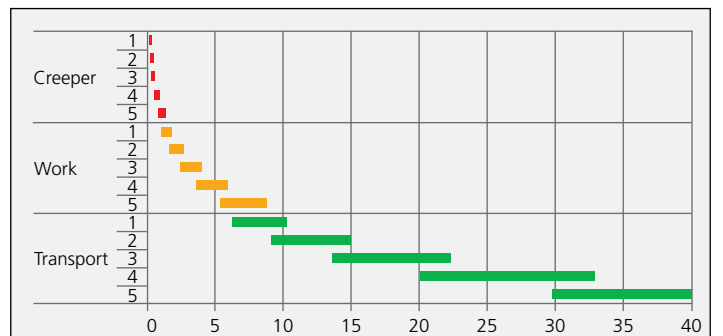
8+ 8 ECO transmission



15+ 15 Transmission



15+ 15 ECO transmission



Up to three PTO speed modes for working effectively with any implement.

The mechanically engaged PTO is offered in an extensive choice of configurations. In addition to the basic 540 rpm mode, the PTO may be specified with a 540ECO mode (to attain the standard PTO speed of 540 rpm at an engine speed of just 1560 rpm), a 1000 rpm mode (for a PTO speed of 540 rpm at just 1100 rpm) and a groundspeed mode (synchronised with the transmission), which is ideal for working with implements such as a driven axle trailer. For uncompromised versatility, an interchangeable splined output shaft is also available .





A potent, precise lift.

The open centre hydraulic system is offered in a choice of two configurations, with a main pump output of 42 and 50 l/min respectively, while the rear distributors are offered in a choice of configurations from a basic two-way solution to a 6-way configuration.

For superior safety and impeccably smooth steering action even at low engine speeds and when working with the lift, the steering circuit is fed by a dedicated gear pump.

The potent Cat. II rear lift may be specified with quick hitches and offers a maximum lift capacity of 2,500 kg at the lower link ends which, as an option, may be increased to up to 3,500 kg. The unique hitch geometry and the impressive power of the proprietary SAME SAC (Automatic Control Station) have made it possible to equip these machines with a potent, precise lift, allowing the new Argon tractors to work comfortably with implements normally usable only with bigger, more powerful tractors.



Safe braking power with any trailer.

The braking system also introduces a number of significant innovations, and already meets the requirements of the latest safety directives.

The front axles equipping all versions of the SAME Argon are developed and built entirely in-house, while 4WD versions include multiplate wet disc brakes and offer a maximum permissible load of 2200 kg. These axles boast a maximum steering angle of up to 55°, while the 100% lockable front differential is engaged either with a practical manual control (30 Km/h versions) or electrohydraulically (40

Km/h versions). Argon 70 and 80 models are also offered with practical 2WD axles with quick and easy track width adjustment. There are important innovations also for the braking system: as an option, these tractors may be equipped with a dedicated hydraulic trailer braking line which already meets the requirements of the latest safety directives. The electronic brake management system also includes a

function for controlling the trailer braking line in the event of a malfunction of the tractor braking system.

Ring ballast weights (weighing 180 or 360 Kg) are offered as standard for the rear wheels, while up to 260 Kg of modular suitcase ballast weights may be applied at the front of the tractor.



A comfortable, functional driver zone with simple controls

The new analogue-digital instrument provides the driver with all the information needed to keep the tractor under control even more immediately and clearly.

The layout of the driver zone has been completely redesigned to offer even greater comfort, with a lower profile centre tunnel (now just 75 mm high) and new controls that are more precise and comfortable to use than ever, with the tried and tested and extremely intuitive SAME colour coded scheme. The instrument cluster is also new, with a practical digital display providing the driver with all the information necessary on the operating status of the tractor, and gear levers ensuring extremely precise shift action. To protect the driver in the event of a roll-over, these tractors are equipped with a partially folding 2-pillar roll-bar which may also include an optional practical sunshade roof.






		70	80	90	100
ENGINE					
Emissions compliance		Stage III B	Stage III	Stage III	Stage III
Manufacturer		SDF	SDF	SDF	SDF
Series		FARMotion	FARMotion	FARMotion	FARMotion
Cylinders/Capacity	n°/cm³	3/2887	3/2887	3/2887	3/2887
Turbo intercooler		●	●	●	●
Maximum power (ECE R120) at 2000 rpm	kW/hp	48/65	55,4/75	65/88	71/97
Rated power (ECE R120) at 2000 rpm	kW/hp	48/65	55,4/75	61,6/84	67,3/92
Max. torque at 1600 rpm	Nm	292	342	354	369
Torque rise	%	41	43	32	27
Electronic engine governor system		●	●	●	●
Fuel tank capacity	litres	75	75	75	75
SHUTTLE					
Synchronised mechanical reverse shuttle		●	●	●	●
MANUAL GEARBOX					
4 speed gearbox with 12+3 speeds with creeper gear (30 km/h)		●	●	–	–
4 speed gearbox with 8+8 ECO speeds (30 km/h ECO)		○	○	–	–
5 speed gearbox with 15+15 speeds with creeper gear (40 km/h)		○	○	●	●
5 speed gearbox with 15+15 speeds with creeper gear (40 km/h ECO)		–	–	○	○
REAR PTO					
Mechanically controlled		●	●	●	●
PTO 540		●	●	–	–
PTO 540/540ECO		○	○	●	●
PTO 540/540ECO/1000		○	○	○	○
Ground speed PTO		○	○	○	○
FRONT AND REAR AXLE					
4WD mechanical engagement		●	●	–	–
Mechanically engaged differential lock		●	●	–	–
Electrohydraulically engaged 4WD		○	○	●	●
Electrohydraulically engaged differential lock		○	○	●	●
BRAKES AND STEERING					
Independent parking brake		●	●	●	●
Hydraulic trailer braking		○	○	○	○
Hydrostatic steering with independent pump		●	●	●	●
Steering angle		55°	55°	55°	55°
LIFT					
Mechanically controlled rear lift		●	●	●	●
Rear hitch lift capacity	kg	2500	2500	2500	2500
Rear hitch lift capacity with supplementary lift cylinders	kg	3500	3500	3500	3500
HYDRAULIC SYSTEM					
Pump output (std)	l/min	42	42	50	50
Pump output (opt)	l/min	50	50	–	–
Rear hydraulic auxiliary distributors	No. of ways	2 / 4 / 6	2 / 4 / 6	2 / 4 / 6	2 / 4 / 6
PLATFORM					
Digital display		●	●	●	●
Telescopic steering wheel		○	○	○	○
Folding ROPS		●	●	●	●
DIMENSIONS AND WEIGHTS					
Standard front tyres		280/85 R20"	320/85 R20"	360/70 R20"	360/70 R24"
Standard rear tyres		380/85 R28"	420/85 R28"	420/70 R30"	480/70 R30"
Max. length	mm	3860	3860	3860	3860
Width	mm	1782	1840	1823	2005
Max height at ROPS	mm	2448	2473	2473	2498
Wheelbase (2WD/4WD)	mm	2166 / 2100	2166 / 2100	2100	2100
Weight with ROPS (2WD / 4WD)	kg	2800 / 3000	2800 / 3000	3000	3000
Maximum permissible load (2WD/4WD)	kg	3800 / 5050	3800 / 5050	5050	5050

- STD
- OPT
- Not available

Area dealer

To find out more, visit [same-tractors.com](https://www.same-tractors.com)
or talk to you dealer.

SAME is a brand of  SDF



The technical data and images contained herein are indicative only. SAME reserves the right to modify the specifications of its products at any time without prior notice.
Code 308.8302.3.1-2 - 2/18