



Frutteto range

We're the specialists in the fruit orchard.



New SAME Frutteto Range.

Tradition paving the way for evolution.

Better efficiency. Better comfort. Better agility.
With the new Frutteto range, SAME once again confirms its innovative tradition.

A tradition that began in distant 1952 with the launch of the first 4-wheel drive compact tractors, and which has been built on year after year with ground-breaking innovations that have shaped the evolution of specialised tractors.

The new Frutteto range embodies the state of the art in SAME technology and experience, and offers an even broader and more diverse range, designed to provide increasingly specific solutions for the varied needs of each fruit farmer and wine grower. The new SAME Frutteto tractors are available in a choice of extremely diverse variants. From the simple, compact and

lightweight models, with a completely synchronised 5-speed mechanical gearbox and mechanically controlled hydraulic distributors, all the way to high-tech models equipped with Powershift transmission, a high visibility cabin with just 4 pillars, electronic linkage control, ActiveDrive system and High-Flow hydraulic system. All this to achieve a single objective: to offer every user unprecedented scope to create the perfect personalised solution.



SAME Atlanta Export version (1965).



A bigger family than ever that sets new standards for its class.

The Frutteto family is enriched with new, forward-looking features and solutions.

The result is a series of more and more specialised tractors, designed and developed specifically to let users choose the ideal configuration for professional results in the fruit orchard and vineyard.

Built with platforms optimised for different wheel sizes, the cabs are equipped with mechanical or electrohydraulic controls and offer a wide range of configurations.

Meanwhile, the extremely compact new engine and the even slimmer design of the new front axle provide an even tighter turning radius. All of these factors contribute to making these tractors incredibly agile and manoeuvrable, even when working in the narrowest spaces and with very limited headland space.

Versions.

All the power, comfort and efficiency you'll need to tame any fruit orchard.

The new SAME Frutteto range is the most effective, complete and evolved solution for your performance needs and driving pleasure.
Five versions for a uniquely tailored experience.

Frutteto ActiveDrive. Applied technology in action.

The number one specialised tractor, created for the user for whom nothing but the best will do. Unrivalled comfort, productivity, ergonomics and safety. Nobody offers you more.

Frutteto. Natural-born multi-purpose machines.

The definitive all-rounder. A sturdily built, multi-tasking tractor for heavy-duty jobs. Compact yet extremely sure-footed, this tractor makes light work of any job, even with heavy loads and with both front and rear mounted implements. Perfectly at ease in the fruit orchard, but just as capable in the open field.



Versions available:

- Frutteto ActiveDrive
- Frutteto
- Frutteto S
- Frutteto V
- Frutteto Classic



**Frutteto S.
Unbeatable in tight spaces.**

Compact dimensions and superlative manoeuvrability make it the perfect solution for working in cramped spaces and between rows, and the power to tackle any job. With a steering angle of up to 60° (for 4WD versions) and an even shorter wheelbase, this nimble tractor makes end of row manoeuvres child's play.

**Frutteto V.
Redefining the meaning of compact.**

Designed specifically for working in the most narrowly spaced vineyards. With a narrower track, a front axle with a steering angle of up to 60° and a short wheelbase (made possible by the new FARMotion engines), the incredible agility of this tractor makes it suited for end of row manoeuvres.

**Frutteto Classic.
Simply perfect.**

Extremely easy to use, but with a perfect combination of versatility and comfort. Thanks to a lowered driving position, excellent manoeuvrability and astonishing agility, Classic models can operate without hesitation amid every kind of specialised crop and with any type of implement. This makes them ideal for fruit and vegetable farms and farms that use the vase-shaped system, while an affordable price tag ensures a faster return on your investment.



New configurations.

Class-beating specialisation and innovation.

Both S and V versions of SAME Frutteto tractors are available as LS or GS variants.

Standard equipment on LS variants includes mechanical transmission with synchronised mechanical reverse shuttle, overspeed and an optional Powershift gearbox, as well as progressively engaged electrohydraulic clutch PTO. GS variants are also equipped with an electrohydraulic reverse shuttle and the Stop&Go function as standard equipment.

Frutteto S/V ActiveDrive: performance unlike anything you've experienced before.

Previously unimaginable levels of comfort, manoeuvrability and efficiency in a specialised machine, made possible by the innovative independent front suspension.

Frutteto S/V ActiveDrive tractors are specialised machines conceived and

developed specifically for the fruit orchard and vineyard, which cater for the unique needs of working in restricted spaces.

Offered with a soundproofed, air conditioned cab or with a choice of two platform variants, Frutteto S/V ActiveDrive tractors let you choose the ideal configuration for the most professional results possible in the orchard and vineyard. The S versions (for fruit orchards with narrow rows) and V versions (for vineyards) embody the ultimate specialisation in an agricultural tractor, while the innovative and exclusive independent front suspension system adds further to the impressive specialist capabilities of these machines.





**MACHINE
OF THE YEAR 2017**



The SAME Frutteto S ActiveDrive earned these two important awards as best tractor in the specialised machines category. The prizes were awarded by two juries composed of journalists from influential European agricultural engineering magazines.



ActiveDrive
front suspension system.



ActiveDrive independent wheel front suspension: the exclusive product of SAME experience in specialised applications.

The independent front suspension is the latest result of the SAME brand's leadership in the specialised segment. This exclusive innovative solution means that on Frutteto S/V ActiveDrive tractors, each front wheel can move up and down completely independently of the other. SAME achieved the feat without compromising the overall compactness of the machine and while actually lowering the tractor's centre of gravity, improving weight distribution and, as a

result, offering even more impressive stability and safety. The independent suspension arms are connected to the front axle carrier with an all-new linkage geometry and sustained by a pair of hydraulic cylinders equipped with a position sensor, 3 accumulators and electronic speed and steering angle sensors.

This truly formidable package of advanced features allows SAME to offer levels of driver comfort and stability which, until now, had been the sole domain of high-power tractors. An electronically controlled hydropneumatic management system adjusts the damping action of the

entire independent suspension system continuously to keep the machine ideally levelled in all conditions. The independent movement of the two sides of the suspension, combined with an impressive steering angle and the tapered conformation of the front axle carrier, have reduced the turning radius to just 3 metres*, highlighting the intrinsic agility and manoeuvrability of the tractor. The suspension geometry keeps the front wheels perfectly vertical throughout the entire excursion of the suspension, for greater grip in all conditions.

*Frutteto S (4-cylinder) with 240/70 R16 front tyres (offset 2B) and 360/70 R24 rear tyres (offset 1A).





Anti-dive and Anti-roll functions. Superlative stability, safety and grip.

With innovative suspension geometry and exclusive control software, Frutteto S/V ActiveDrive tractors also offer Anti-dive and Anti-roll functions. Anti-dive improves braking stability and safety by countering sudden front suspension compression and the subsequent shift in load towards the front axle, while Anti-roll automatically adjusts the stiffness of the system in relation to steering angle and ground speed to maximise stability and grip both in the field and on the road. The Anti-Roll system also uses the inner and outer cylinders to generate torque to counter the rolling motion of the tractor, increasing stability and active safety especially when steering.

Superior comfort, whatever the terrain.

The ActiveDrive suspension, which is managed by an adaptive electrohydraulic system, works in synergy with the electronically controlled differential (DTC) to offer levels of driving comfort that can't be achieved by any other specialised tractor.

The permanently active self-levelling function keeps the cylinders as close to their mid-stroke positions as possible, maximising available suspension travel in all operating conditions. The damping control system, however, is selectable directly by the driver with a dedicated control in the cab. When damping control is off, the damping level (or suspension stiffness) is fixed at a predefined value. When adaptive damping control function is on, however, suspension stiffness is adjusted continuously in response to

working conditions, maximising operator comfort. Completing the capabilities of the system, the DTC – the innovative differential with an automatic, progressively engaged differential locking system - is capable of locking by up to 100% to prevent the front wheels from slipping and ensure constant traction in varying grip conditions.

Two speed sensors on the front wheels are used by the system to progressively engage and disengage the differential lock, saving the driver from having to perform tiresome repetitive operations to maximise comfort and productivity. A solution that offers the highest levels of safety, traction, stability and steering precision available on the market today. Finally, the Auto 4WD function engages and disengages front wheel drive entirely automatically on the basis of ground speed and steering angle, meaning that the driver no longer has to do this manually.



Frutteto Classic.

Made-to-measure versatility and efficiency.

SAME Frutteto Classic tractors are unquestionably the best compromise for anyone looking for a specialised machine with low operating costs.

These are models offering all the essential attributes you need, with a lowered driver's seat, short wheelbase, superior agility and excellent manoeuvrability. Created specifically in response to the needs of farmers who are looking for simple, practical and highly functional tractors, these machines can work with any type of implement on specialised farms that use tendone or vase shaped training systems. Ideal for fruit and vegetable farms or small farms - contexts where machines of this power and class make for a faster return on investment - Frutteto Classic tractors are also invaluable allies for work in the open field, where their inherent sturdy construction provides excellent results. With a folding roll bar and an impressive steering angle, these tractors are astonishingly agile.



A comfortable, ergonomic driver area.

Frutteto Classic with FARMotion (Stage III B) engine.

New FARMotion engines.

Even more powerful. Even more economical. Even more unique.

New FARMotion engines,
compliant with Stage III B emission standards.

These engines not only deliver the highest power outputs in this class, their compact dimensions have also made shorter wheelbases possible. The brand new 3 or 4-cylinder FARMotion Stage III B engines that power SAME Frutteto tractors use state-of-the-art technology to ensure very high levels of performance and superior reliability and durability. A few examples? Electronically controlled Common Rail injection (with injection pressures up to 2.000 bar), turbocharger with intercooler and exhaust gas aftertreatment system with maintenance-free DOC. FARMotion engines produce torque and power curves optimised specifically for the needs of agricultural applications, while extremely low specific fuel consumption figures across the entire operating range ensure outstanding fuel economy. FARMotion engines offer a host of advantages: their compact dimensions, for example, have made the exceptionally short wheelbase and the very high steering angle of the new SAME Frutteto range possible. Productivity and comfort significantly benefit from reduced consumption and lower noise. The modular construction

of the engines, with removable cylinder sleeves and individual cylinder heads, maximises reliability and simplifies maintenance.

The key engineering features found in these engines are right sizing, i.e. the right capacity (now 962 cm³ per cylinder), electronic control Common Rail injection up to 2,000 bar, external cooled exhaust gas recirculation (EGR) and a DOC (Diesel Oxidation Catalyst) catalytic converter. Together with a redesigned combustion chamber geometry, these innovations have allowed the SAME Frutteto to benefit from the full potential of the engine, minimising fuel consumption and improving overall efficiency. FARMotion engines also feature automatic adjustment of valve, meaning that no valvetrain maintenance is needed throughout the entire lifespan of the engine itself.

The results of these innovative solutions are even more powerful torque and power curves, in keeping with the agricultural mission of these engines. Maximum power is now 97 HP for the 3-cylinder engine and a powerful 113 HP for the 4-cylinder engine.

Truly user-friendly maintenance.

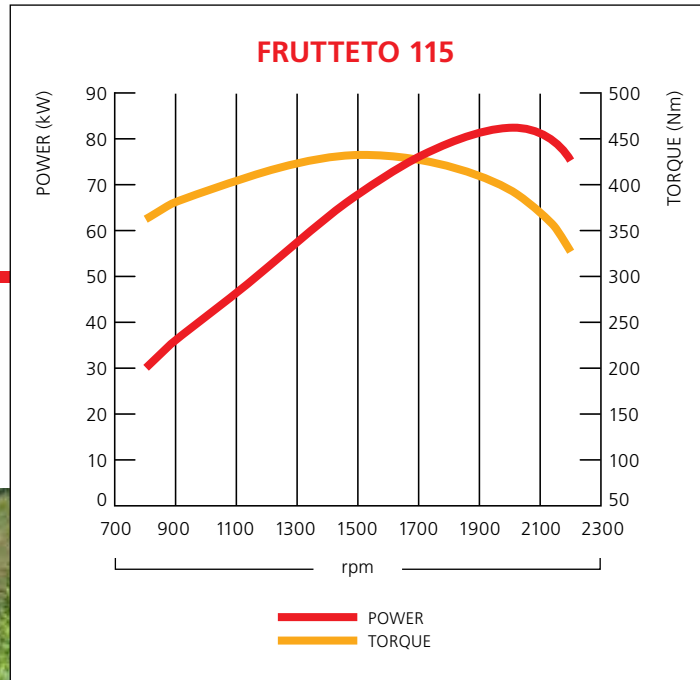
It's immediately clear just how simple maintenance is with these tractors: the one-piece rear hinged hood is equipped with a gas strut making it effortless to lift and keeping it open once lifted. This practical solution allows immediate, easy access to the engine for daily inspections and regular maintenance such as checking the engine air filter and the radiator pack (the latter of which is equipped with a mesh screen to capture dust and other debris). The design and layout of all the components in the underhood area (radiators, fans, hoses, filters etc.) have been specifically optimised to facilitate scheduled and unscheduled maintenance. As ultra-compact dimensions were a fundamental prerequisite for a tractor destined to work in cramped spaces, optimising space usage was a priority in the development of the tractor. The entire radiator pack is extremely compact and very easy to clean, and was designed to offer even better heat dissipation and to weigh less than a system constructed with more conventional copper or brass.

The PowerCore air filter includes a dust ejector which automatically expels heavier particles to extend the effective lifespan of the filter itself.

The main fuel tank and the auxiliary

New FARMotion engines
Stage III B.





tank under the platform offer a combined total of up to 95 litres. All models are equipped as standard with a dedicated transmission oil radiator which keeps the oil at optimum operating temperature even during the toughest jobs. Completing the standard equipment in the underhood area are engine oil filters, a fuel pre-filter with water separator, a maintenance-free DOC diesel oxidation catalytic converter and

an effective silencer, configurable with either a conventional vertical exhaust stack or with a horizontal exhaust pipe routed under the platform. The main maintenance points of the engine are all situated in easily accessible locations, while the engine oil level can even be checked without lifting the engine hood.

New transmissions.

Built on the experience of a leader.

The transmissions of the new Frutteto range bring state-of-the-art technology to the orchard and vineyard.

These are the result of the extensive experience of SAME, which has always been a pioneer in the design and development of transmissions for specialised applications which cater for the increasingly exacting needs of its customers.

Modularity and superlative efficiency are the two distinctive traits of the transmissions equipping Frutteto and Frutteto S/V tractors, with the most comprehensively equipped version offering 3 ranges (with supercreeper) and 5 gears with 3 powershift ratios for a total of 45+45 speeds. For a more traditional configuration, customers can opt for an easy-to-use but equally functional mechanical gearbox with 30+15 speeds.


Powershift and ComfortClutch.

The Powershift function lets the operator change gears quickly without interrupting power delivery and without using the clutch pedal, making it even easier to maintain the ideal ground speed for the job in hand and respond to changes in load while keeping engine speed within the optimum range. While for even greater comfort, the ComfortClutch button on the shift lever may be used to perform gear shifts smoothly and progressively without pressing the clutch pedal.

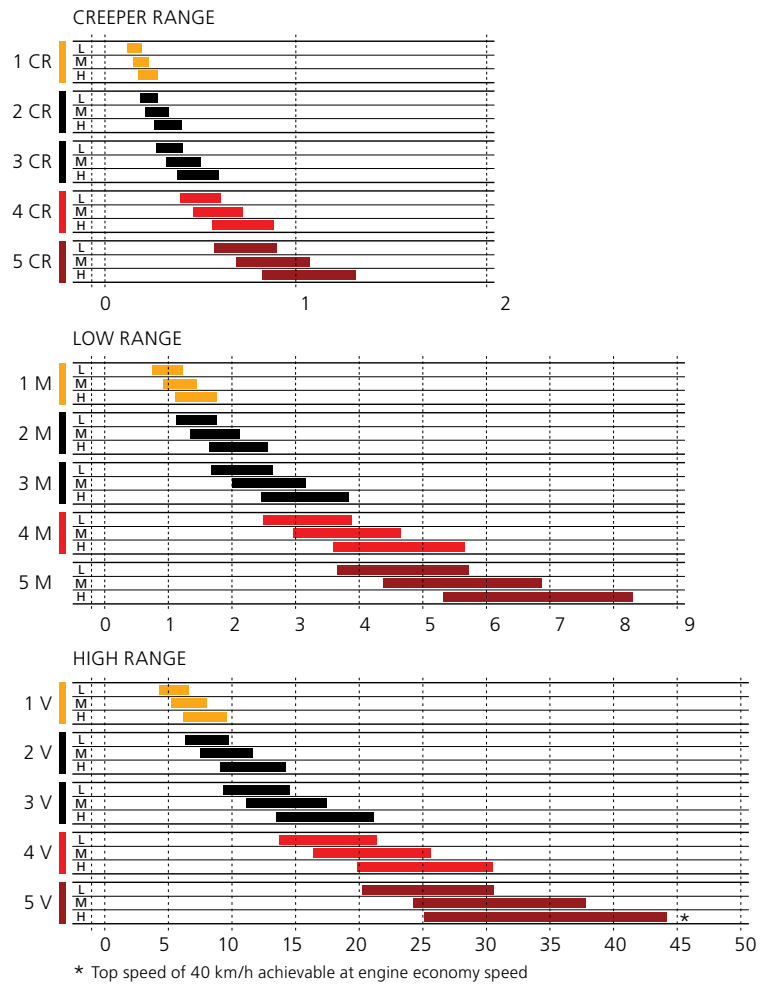
Overspeed.

For unparalleled efficiency, tractors may be equipped with the Overspeed gearbox, with specifically spaced gear ratios enabling a top speed of 40 Km/h with the engine at economy speed. As well as significantly reducing fuel consumption, this also improves driver comfort by reducing noise and

vibrations. With the Overspeed gearbox, the top speed of 40 km/h is attainable with any tyre size fitted, significantly increasing efficiency and comfort when driving on the road. The more comprehensively equipped versions are available with a reverse Powershuttle with two long-life multiplate wet clutches (for greater



GROUND SPEED IN km/h 45+45 TRANSMISSION WITH HLM



durability and reliability) and a dedicated electronic control unit, which makes direction change manoeuvres already possible starting from speeds of 10 Km/h without risking the mechanical components involved. This feature lets the driver perform rapid, effective direction changes, significantly saving time when



manoeuvring and making headland turns. The shuttle lever under the steering wheel is ergonomic and easy to use. The lever also has a neutral position and a consent function preventing accidental operation for total safety. The steering wheel-shuttle lever assembly is also adjustable in height, to let the driver easily find a comfortable working position.

Stop&Go.

SAME offers a significant technological innovation to complement the hydraulic reverse shuttle: The Stop&Go, a technologically innovative feature that extends the characteristics and potential of the shuttle and offers the driver the advantage of even greater manoeuvrability, especially for jobs with frequent stops and starts of varying length such as, for example, when hitching implements or for hill starts. The Stop&Go function lets the driver stop the tractor and set off again by simply using the brakes, without using the clutch pedal. The entire system is managed by an electronic control unit which processes information received from the shuttle lever on the steering column, from the braking system and from a sensor on the rear of the gearbox measuring the ground speed of the tractor. An array of solenoid valves controlled by the electronic control unit actuate the components necessary to execute the start (or temporarily interrupt) of the inversion manoeuvre, without the driver pressing the clutch pedal. The driver merely has to press the brake pedal to stop the tractor at any time, and the system automatically puts the inversion manoeuvre on hold. When the driver releases the brake


pedal, the Stop&Go function resumes the inversion manoeuvre, engaging the hydraulic clutch (one for forward drive and another for reverse) progressively and smoothly to promptly restore movement without uncomfortable jolting.

This makes manoeuvring the tractor much simpler, as well as improving safety, reliability and driver comfort.

5-speed synchronised transmission.

Classic models are equipped with a 5-speed synchronised transmission with two or three ranges and an underdrive gear for forward speeds only, giving a total of 20 forward speeds and 10 reverse speeds (or 30 + 15). The transmission gives the tractor a working range from speeds as low as 1.3 km/h

all the way to a top speed of 40 km/h, attainable even with the engine at economy speed (with 30 + 15 transmission). The addition of an optional third range for ultra low speeds further reduces the minimum ground speed possible at rated engine speed. Boasting an ideal number of intelligently spaced ratios, this extremely efficient mechanical transmission keeps the tractor working in optimum conditions in all situations. Mechanically speaking, the transmission is based on a 5-speed synchronised gearbox working in conjunction with a hydraulically operated single-plate dry clutch. In standard configuration, this gives the driver a choice of 7 speeds in the range of speeds associated with the majority of tasks (between 4 and 10 km/h), while adding the supercreeper



VERSIONS	LS	GS
Transmission	30+15 - 45+45 OVERSPEED	30+15 - 45+45 OVERSPEED
Clutch	Mechanical	Hydraulic
Shuttle	Mechanical	Hydraulic
PTO	Electrohydraulically engaged PTO	Electrohydraulically engaged PTO

gear increases this to 10 speeds. This option is ideal for working with stone crushers and ditch diggers. The gear and range selector levers (and the supercreeper lever, if applicable) are ergonomically situated to prevent operator arm fatigue during use. On the road, the 5-speed gearbox makes a top speed of 40 km/h attainable with the engine at economy speed, significantly reducing fuel consumption while also improving driver comfort.

PTO

The extreme versatility of the SAME Frutteto range also extends to the PTO: with a multiplate wet clutch, choice of 540/1000/540 ECO speeds and ground speed PTO.

All of this means the driver can use of all the power available when working

with atomisers, or save fuel when working with side shoot removers and inter-row cultivators. Ground speed PTO, primarily used with driven axle trailers, is also available for transporting loads on steep slopes.

A front hitch and a 1,000 rpm front PTO are available for working with front-mounted implements. This solution further extends the capabilities of the Frutteto and, when needed, makes installing ballast even simpler.

Hydraulic reverse power shuttle.

Orange transmission controls are organised according to "colour line" logic.



Hydraulic system and hitch.

Impressive, modular performance.

Superior lifting capacity and generous hydraulic oil flow are available thanks to the numerous distributors installed on the tractor. Up to 131 L/min and up to 18 lines for all your needs.



Besides a 45 L/min pump dedicated to the steering wheel and utilities, a 54 L/min pump or a tandem pump (38 + 26 L/min for a total 64 L/min) can be selected for the rear distributors and lift on the SAME Frutteto range.



Setting-Flow



Power-Flow



High-Flow

Three levels of hydraulics are also available, which can increase the total flow rate up to 131 L/min and the hydraulic lines (both high and low flow rate), especially for the front of the tractor.

Three configurations are available: The first option, known as **Setting-Flow**, includes 8 low flow rate lines on the right-hand side of the vehicle paired with 2 power sockets and one medium flow rate line on the left paired with a free return. The whole system is controlled by an electronic joystick mounted on the tractor's right-hand console.

The second option, known as **Power-Flow**, has two tandem pumps flange mounted onto the engine to generate an additional flow rate of 67 L/min at 2,200 rpm or 48 L/min at 1,600 rpm. The pumps feed two proportional electronic distributors mounted on the front, left-hand side, and controlled by an electronic joystick built into the vehicle's right-hand side console. Meanwhile, the right-hand side features one hydraulic line fed by conventional pumps and one free return as well as two power sockets.

The third and most complete option, known as **High-Flow**, includes everything: an electronic joystick in the cabin controls 4 high flow rate lines on the front left-hand side - these come from two electronic distributors which are in turn fed by tandem pumps flange mounted onto the engine -, while the front right-hand side has up to 12 hydraulic lines for implements,



besides 2 power sockets. External groups on the front are covered by rounded plastic covers to keep them from snaring branches or leaves or damaging grape clusters in narrow rows.

		Setting-Flow	Power-Flow	High-Flow
1 Tandem pump (transmission)	l/min	64	-	-
2 Tandem pumps (transmission + engine)	l/min	-	131 (64+67)	131 (64+67)
Single pump (steering wheel)	l/min	45	45	45
Number of front ways (right)	No.	8 (adjustment)	1 (power beyond)	8 (adjustment)
Number of front ways (left)	No.	1	4 (high flow rate)	4 (high flow rate)
Power sockets	No.	2	2	2
Electronic Joystick		•	•	•
Mechanical flow regulator, front ways (right)		•	•	•
Mechanical flow regulator, front ways (left)		•	-	-
Electronic flow regulator, front ways (left)		-	•	•
Float function (ways)	No.	4	4	8



Precision and efficiency to tackle any job.

The specific geometry of the arms and tie-rods combined with the sturdy construction of all the components give the rear hitch a load capacity that can handle even the most challenging tasks.

The mechanical hitch is extremely efficient and easy to use, while the electronic hitch offers extremely accurate implement control for tasks that demand even greater precision. Duplicated external controls on the rear mudguards make coupling implements simpler.

Upgraded driver comfort.

More ergonomics and design than ever for the driver zone.

The cabs of the new Frutteto range embody the best solutions imaginable today in terms of comfort, ergonomics, functionality and design.

Making your job more of a pleasure and more profitable.

New SAME Frutteto tractors are available with a cab compatible with wheels with 28" rims and a choice of two platforms mounted on Silent-Blocks, with mudguard heights specifically tailored for use with 24" or 28" wheels. The new SAME Frutteto S is also offered with two platforms: a broader variant for 28" wheels, and a narrower version for wheels with 20" or 24" rims. Conceived specifically for the new SAME Frutteto range, all the cabs offered feature a modern structure with just 4 pillars and a single piece windscreen. The lack of a centre crossbar and additional side pillars ensures 360° visibility, which is particularly useful when working with laterally mounted implements. These cabs also offer plenty of space and comfort, with a generous overall width around the waistline of the driver and an outstanding air conditioning system. On top of all this,

the new FARMotion engine, the use of special soundproofing and anti-vibration panels and the introduction of a number of other technical solutions contribute to the excellent level of comfort in the cab.

The driver area and all the controls are ergonomically laid out on the new SAME Frutteto range, while the controls themselves are colour coded for simple, intuitive usage. The powerful air conditioning system, with numerous directional vents, distributes air evenly throughout the cab, ensuring comfortable conditions inside whatever the temperature outside, from sweltering heat to arctic

cold. Maintenance of the two air filters in the cab (also available with active carbon filtration) is extremely simple and requires no special tools.

Numerous measures have also been adopted to reduce the noise level perceived by the driver, these include special glass for the windows and soundproofing materials applied under the hood and on the platform.

Spacious cab with all the operator controls arranged functionally.

Powerful air conditioning system, with optimal performance under all conditions.





A unique design, like the new SAME Frutteto range.

Another key characteristic of the range is the new design distinguishing the different families within the Frutteto range itself. The front module has been completely revised, not only technically, but also aesthetically, with a completely redesigned style for the cowling and grille. The compact, slim construction, combined with a hood and roof with no sharp edges or corners, ensures safe, effortless passage between even the most narrowly spaced rows without damaging the crop.

This attention to detail also extends to the cab trim, with soundproofing and vibration damping materials used for unparalleled comfort.



Safety.

Safety and agility exceeding any expectations.

Updated to the most recent safety regulations.





All-wheel performance.

4WD and electrohydraulically operated 100% lockable front and rear differential locks ensure superlative performance and traction in all situations.

The new brake system with multiple wet discs on all four wheels, combined with the possibility of installing an optional dedicated hydraulic trailer braking line (which already meets the requirements of the latest European safety directives), makes the new Frutteto range safer than ever, especially for transport tasks.

All-around agility.

The impressive steering angle and short wheelbase make SAME Frutteto tractors extremely manoeuvrable even in the narrowest headland space. A low centre of gravity and ideal weight distribution between the front and rear axles mean that despite the short overall length of these tractors, stability is not compromised when working on a gradient. Traction is outstanding even in the most difficult terrain conditions: the Auto 4WD function means that the driver doesn't have to engage and disengage front wheel drive manually, as this is done entirely automatically in relation to ground speed and steering angle. This saves the driver from repetitive, tiresome tasks, improving both comfort and productivity.

Class-beating agility.

The tapered front axle carrier, the new shape of the hood and special axle geometry enable a maximum steering angle between 3° and 5° greater than on previous versions.

With a hydraulic steering system fed by a gear pump ensuring effortless, smooth and responsive steering action at all times, these tractors are astonishingly nimble even in the most challenging conditions.

ENGINE			80	90	100	80.4	90.4	105
Manufacturer			SDF	SDF	SDF	SDF	SDF	SDF
Model			FARMotion	FARMotion	FARMotion	FARMotion	FARMotion	FARMotion
Emissions compliance			Stage III B	Stage III B	Stage III B	Stage III B	Stage III B	Stage III B
Cylinders/Capacity	No./cc		3/2887	3/2887	3/2887	4/3849	4/3849	4/3849
Turbo intercooler			●	●	●	●	●	●
Max. power (ECE R 120)	kW/hp		55,4/75	65/88	71/97	55,4/75	65/88	75/102
Power at rated engine speed (ECE R 120)	kW/hp		55,4/75	61,5/83	67/91	55,4/75	61,8/84	71,5/97
Maximum torque	Nm		342	354	369	353	354	408
Electronic engine management			●	●	●	●	●	●
Tank capacity	litres		55	55	55	55	55	55
SHUTTLE								
Mechanical Reverse Shuttle			●	●	●	●	●	●
MECHANICAL TRANSMISSION								
5-speed gearbox			●	●	●	●	●	●
Number of speeds with underdrive	No.		20+10	20+10	20+10	20+10	20+10	20+10
Number of speeds with underdrive and supercreeper gear	No.		30+15	30+15	30+15	30+15	30+15	30+15
REAR PTO								
Mechanical engagement			●	●	●	●	●	●
PTO 540/540ECO			●	●	●	●	●	●
PTO 540/540ECO/1000			○	○	○	○	○	○
540/540ECO PTO and ground speed PTO			○	○	○	○	○	○
BRAKES AND STEERING								
Electrohydraulic 4wd engagement			●	●	●	●	●	●
Locking differentials with electrohydraulic engagement			●	●	●	●	●	●
Independent parking brake			●	●	●	●	●	●
Hydraulic trailer braking			○	○	○	○	○	○
Hydrostatic steering with independent pump	l/min		●	●	●	●	●	●
Axle steering angle	degrees		60°	60°	60°	60°	60°	60°
LIFT								
Mechanically controlled rear lift			●	●	●	●	●	●
Rear hitch lift capacity	kg		2600	2600	2600	2800	2800	2800
HYDRAULIC SYSTEM								
Pump output (standard)	l/min		45	45	45	45	45	45
Pump output (optional)	l/min		50	50	50	50	50	50
Rear distributors (standard)	No.		2	2	2	2	2	2
Rear distributors (optional)	No.		3	3	3	3	3	3
PLATFORM								
Mounted on hydro silent-blocks			●	●	●	●	●	●
Folding ROPS			●	●	●	●	●	●
DIMENSION AND WEIGHTS								
Front axle width (flange to flange)	mm		1296	1296	1296	1296	1296	1296
Rear axle width (flange to flange)	mm		1221	1221	1221	1221	1221	1221
Width (min-max)	mm		1325-1642	1325-1642	1325-1642	1450-1642	1450-1642	1450-1642
Max. length with rear linkage	mm		3740	3740	3740	3853	3853	3853
Height at ROPS (min-max)	mm		2394-2494	2394-2494	2394-2494	2524-2624	2524-2624	2524-2624
Ground clearance (min-max)	mm		207-307	207-307	207-307	207-307	207-307	207-307
Wheelbase	mm		2011	2011	2011	2141	2141	2141
Weight	kg		2620	2620	2620	2770	2770	2770
Maximum permissible load	kg		5000	5000	5000	5000	5000	5000


● STD

○ OPT

– Not available

Area dealer

To find out more, visit **same-tractors.com** or talk to you dealer.

SAME is a brand of  **SDF**



The technical data and images contained herein are indicative only. SAME reserves the right to modify the specifications of its products at any time without prior notice.
Code 308.8526.3.1-5 - 3/18